



Setting up the OneLogin Protect App

Please login
to your
BaronOne
Account



Rowan College
at
BURLINGTON COUNTY

Username


Remember my username

Continue

[What is this?](#)

[Forgot Password](#)

On the Top right, click your name and then "Profile"



Click on
"Security
Factors"

The image shows a user profile page for Rowan College at Burlington County. The page has a dark red header with the college's logo and name. Below the header is a navigation menu with the following items: Profile, Change Password, Security Factors, Browser Extension, and Recent Activity. The 'Security Factors' item is highlighted with a light gray background, and a large black arrow points to it from the right. To the right of the navigation menu is the main profile content area, which includes a profile picture placeholder, a phone number field with a dropdown menu showing '+1' and a US flag, and a section for phone numbers.

Rowan College
at
BURLINGTON COUNTY

Profile

Change Password

Security Factors

Browser Extension

Recent Activity

Profile

Phone number





+1

Click “Add Factor”

Security Factors

Manage security factors to verify your identity when you sign in or reset your password.

Add Factor 

Factor	Details	Last Used	Used For
Primary  OneLogin Security Questions		Unavailable	  

Select
“OneLogin
Protect”

Select Security Factor



OneLogin Protect



OneLogin Protect



Google Authenticator



YubiKey



Download the
App to your
mobile device.



OneLogin Protect



- 1 Download and install OneLogin Protect on your device




- 2 When the app is installed, come back to this screen and click **Activate**

Activate

[Change Security Factor](#)

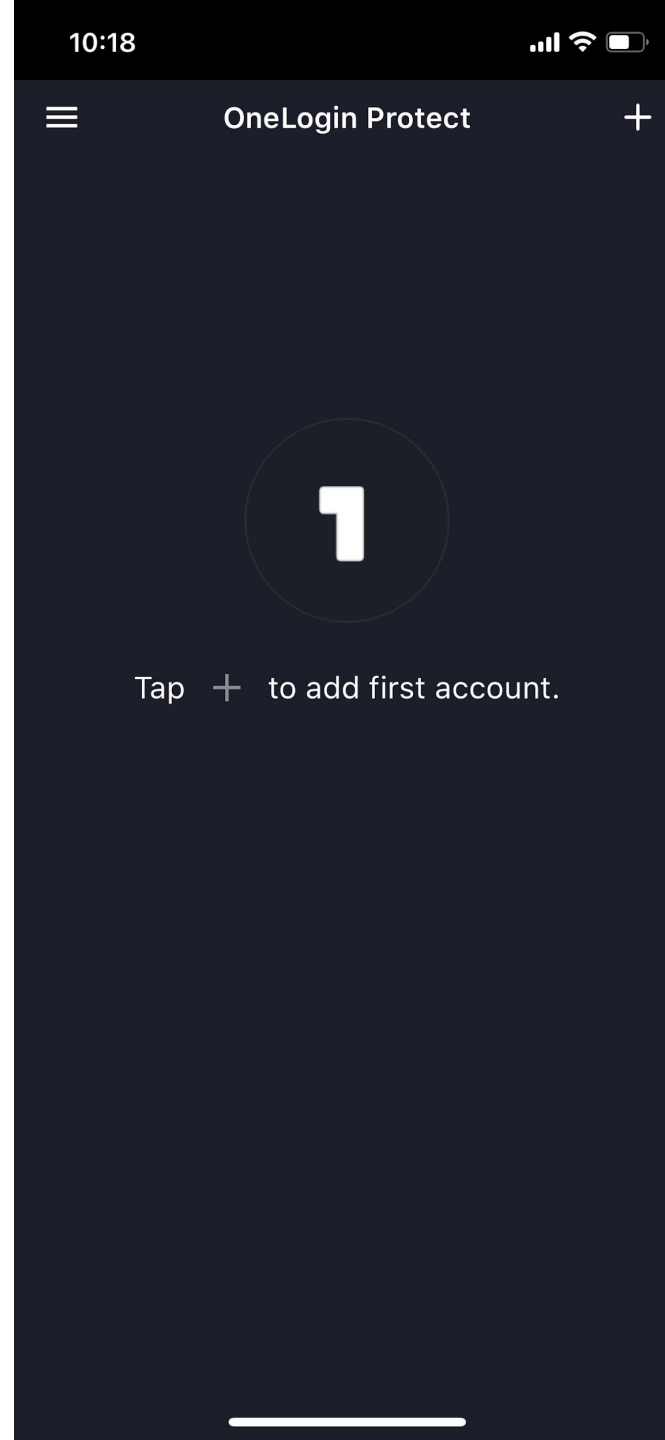
ON YOUR PHONE

On your phone,
you will see a
new app called
“Protect”
Press on the
app to open it



ON YOUR PHONE

Press on the “+”
sign. Your
camera will
start.



ON YOUR PC / LAPTOP



OneLogin Protect



1

Download and install OneLogin Protect on your device




2

When the app is installed, come back to this screen and click **Activate**

Activate

[Change Security Factor](#)

Click "Activate"



Aim your
phone at the
code on the
screen



ON YOUR PC / LAPTOP









After the app registers the code, your screen will look like this.

Press 3 dots on the right and “Set as Primary” for OneLogin Protect

Security Factors

Manage security factors to verify your identity when you sign in or reset your password.

[Add Factor](#)









Factor	Details	Last Used	Used For
Primary  OneLogin Security Questions		Unavailable	  
 OneLogin Protect		Unavailable	  

- Set as primary
- Edit name
- Remove
- Show details

Now let's test it!

Log out from your
BaronOne Account

The screenshot shows a user interface for a BaronOne account. At the top right, a red header bar contains a user profile with initials 'DZ' and the name 'David'. A dropdown menu is open, showing options: 'Secure Notes', 'App Portal', and 'Log Out'. The 'Log Out' option is highlighted with a mouse cursor. Below the header, the page title is 'Security Factors'. A sub-header reads: 'Manage security factors to verify your identity when you sign in or reset your password.' There is an 'Add Factor' button. Below this is a table with columns: 'Factor', 'Details', 'Last Used', and 'Used For'. The table lists two factors: 'OneLogin Protect' (marked as Primary) and 'OneLogin Security Questions'. Both factors show 'Unavailable' in the 'Last Used' column and icons for a key, a speech bubble with a refresh symbol, and a vertical ellipsis in the 'Used For' column.

Factor	Details	Last Used	Used For
Primary			
 OneLogin Protect		Unavailable	  
 OneLogin Security Questions		Unavailable	  

Enter your email address
and password when
prompted.



Rowan College
at
BURLINGTON COUNTY

Username

Remember my username

Continue

[What is this?](#)

[Forgot Password](#)

The system will send your phone a notification for you to Accept or Deny.

Press "Accept"



OneLogin Protect

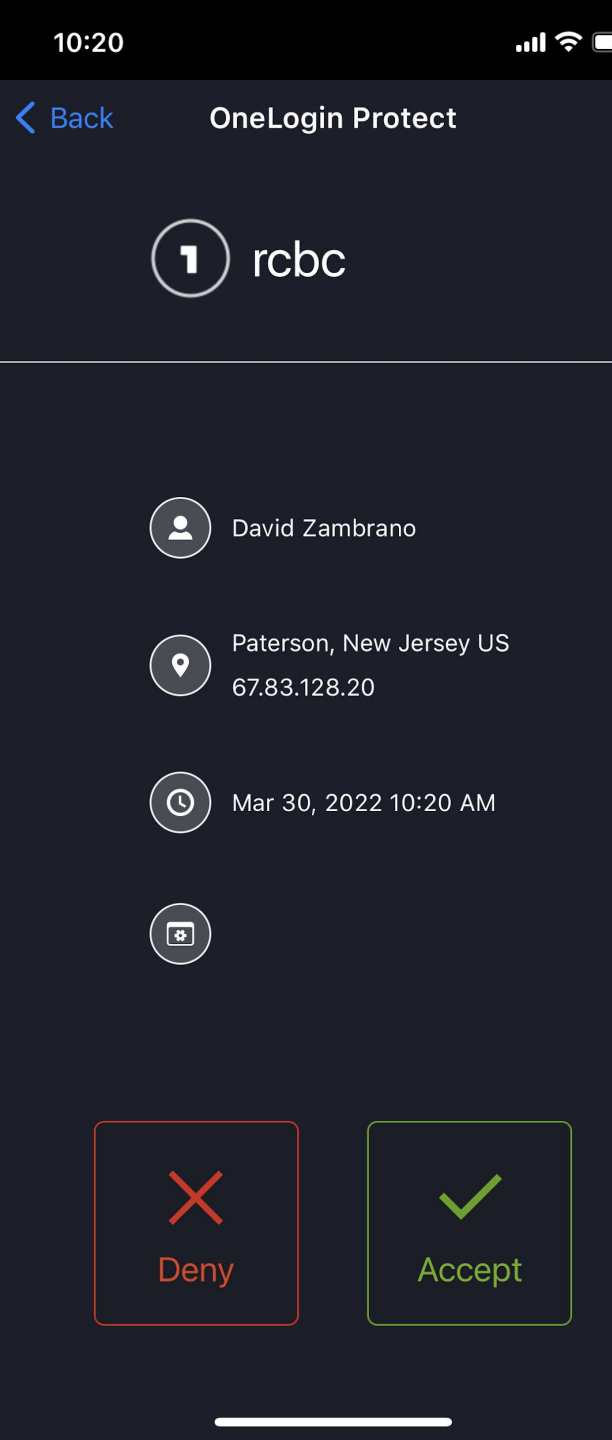
We've sent a notification to your device to approve this login.

Having trouble with push notifications?

[Resend push notification](#)

[Enter code manually](#)

[Change Authentication Factor](#)





Rowan College
at
BURLINGTON COUNTY



OneLogin Protect

We've sent a notification to your device to approve this login.

Having trouble with push notifications?

[Resend push notification](#)

[Enter code manually](#)

[Change Authentication Factor](#)



Rowan College
at
BURLINGTON COUNTY

Select Authentication Factor




OneLogin Protect



OneLogin Security Questions

If you have any issues with the app or don't have access to your device, click on "Change Authentication Factor" and answer your security questions to gain access to your account.

Note: You can only reset a lost password by using the OneLogin Protect app.





That's it! Easy right? You will now be able to recover access to your BaronOne account even if you've forgotten your password.

Need Help?

- Students can visit the [Student Help Desk](#) for further assistance with setting up OneLogin Protect.
- Employees and faculty may submit a help desk ticket by accessing their HappyFox tile in BaronOne.